

Ceres SE





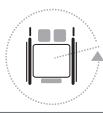













Model shown only for illustration purposes. Certain features may be optional.



Opening up new horizons in mobility

Technical information Ceres SE

 km/h ISO 7176-4	 km	 6°/10%	 115	 2800		
10	35					
15	48					
	30					

								
620	1280	1300	4.00-5 lucht (4)	175	106	140	2 x 12V / 38Ah* 2 x 12V / 50Ah	450W

* 38 Ah only for 10km/h model. Measurements in mm, kg. Deviations in sizes and weight (15 mm and 1,5 kg) are possible



Manual display



Indicators, light, mirror and handbrake



Adjustable seat

Your guarantee of quality.

Our wheelchairs comply with the highest quality norms laid down by certified test institutes in most European countries. This is the result of our continuous research and more than 60 years of experience



Model shown in red - 15 km/h



Model shown in silver - 10 km/h

N.V. Vermeiren N.V.

Vermeirenplein 1-15
B-2920 Kalmthout
Belgium

Tel.: +32 (0) 3 620 20 20
Fax: +32 (0) 3 666 48 94

www.vermeiren.com - info@vermeiren.be



VERMEIREN
Opening up new horizons in mobility

For more information, contact your local dealer

